

## 2009 Light Goose Conservation Action Harvest Report

The 2009 Light Goose report provides information on the estimated harvest of light geese during the conservation action period. The light goose harvest survey no longer includes the regular light goose season. The light goose Conservation Action (CA) season is restricted to all lands east of I-25. Due to questionable county harvest estimates, which result from low levels of response and dynamic harvest rates, harvest, hunter numbers and days are reported on a statewide basis, but are also provided for South and North of I-70. Information is provided on the use of electronic calls and extended hunting hours during the conservation action period.

A post-season harvest survey was conducted by phone and internet. A stratified random sample of 2479 potential light goose hunters was drawn from among HIP participants. Individuals within the sample that provided email addresses to HIP were sent email surveys as well. The sample was stratified as follows:

- 1 = Did not hunt light geese in 2007/08
- 2 = Hunted light geese in 07/08 but did not bag geese
- 3 = Bagged 1-30 light geese in 07/08
- 4 = Bagged more than 30 light geese in 07/08

### Harvest Data Summary

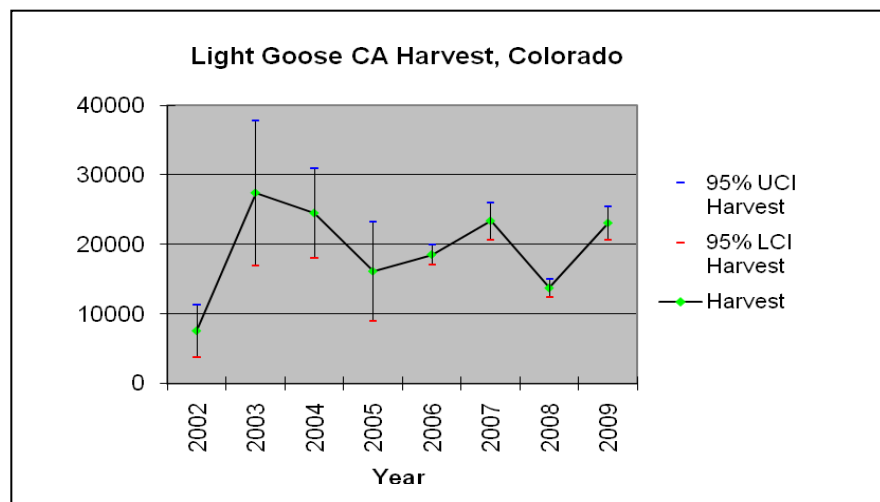
1503 (61% response rate) hunters were contacted. 181 hunters reported hunting light geese during the conservation action period. Days hunted ranged from 1 (15 hunters) to 60 (1 hunter) and individual harvest ranged from 0 (39 hunters) to 350 (1 hunter). Eighty-five percent reported being satisfied with their light goose hunting experience, compared to 75% in 2008. The leading reason for hunting during the conservation action period was "Only season open" (32%), followed by "hunt unlimited geese" (29%) and "environmental concern" (13.8%). Thirty-six percent of the 1503 hunters surveyed said they would be very likely to participate in future conservation action periods. Forty percent were somewhat likely to participate and 24 % were not at all likely to participate. **Statewide harvest for the conservation action period was estimated at 23,072  $\pm$  2,442 (20,629 – 25,515).**

### Comparison with 2008 survey results:

Comparing the figures for the conservation action period for both years, the estimated harvest was up from the 2008 Conservation Action when an estimated **13,745  $\pm$  1,268 (12,468 – 15,002)** birds were harvested during the Conservation Action. Hunter numbers decreased from 2,555  $\pm$  490 in 2008 to **1,951  $\pm$  408 (1,543 – 2,359)**. Total days hunted decreased from 11,886  $\pm$  3,126 in 2008 to **8,744  $\pm$  1834 (6,909 – 10,579)**.

### **Hunter Statistics and Harvest by Strata, County and Population**

Summary tables provide estimates of hunter numbers, days in the field and light goose harvest state and region-wide. Estimates are followed by the standard error of the estimate, and 95% upper (UCI) and lower (LCI) confidence intervals around the estimate.



### 2009 Light Goose CA Harvest Summary, By Area

Area	Hunters	SE(hunters)	LCI	UCI	Days	SE	LCI	UCI	Harvest	SE(harvest)	LCI	UCI
			Hunters	Hunters	Hunted	(Days	Days	Days			Harvest	
<b>South of I-70</b>	817	139	544	1090	3060	524	2033	4087	5956	410	5152	6760
<b>North of I-70</b>	1241	166	916	1566	5686	776	4165	7207	17116	1187	14789	19443
<b>Total</b>	<b>1951</b>	<b>208</b>	<b>1543</b>	<b>2359</b>	<b>8744</b>	<b>936</b>	<b>6909</b>	<b>10579</b>	<b>23072</b>	<b>1246</b>	<b>20629</b>	<b>25515</b>

### 2009 Light Goose CA Harvest Summary, By Strata

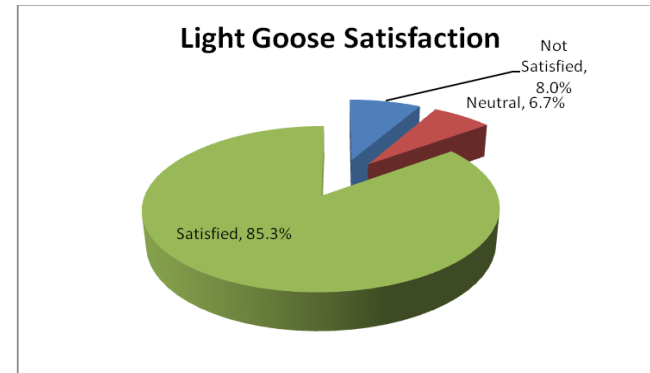
Strata	Hunters	SE(hunters)	LCI	UCI	Days	SE	LCI	UCI	Harvest	SE(harvest)	LCI	UCI
			Hunters	Hunters	Hunted	(Days	Days	Days			Harvest	
<b>1</b>	1078	182	776	1497	2939	641	1926	4484	8490	981	6774	10641
<b>2</b>	306	93	170	548	1290	472	644	2584	272	33	214	344
<b>3</b>	450	38	381	530	3116	478	2311	4203	6938	446	6117	7868
<b>4</b>	117	6	106	130	1399	118	1186	1651	7372	625	6245	8703
<b>Total</b>	<b>1951</b>	<b>208</b>	<b>1543</b>	<b>2359</b>	<b>8744</b>	<b>936</b>	<b>6909</b>	<b>10579</b>	<b>23072</b>	<b>1246</b>	<b>20629</b>	<b>25515</b>

### 2009 Light Goose CA Harvest Summary, By Method

Method	Hunters	SE(hunters)	LCI	UCI	Harvest	SE(harvest)	LCI	UCI
			Hunters	Hunters			Harvest	Harvest
<b>Electronic calls</b>	396	70	259	533	15190	5669	4079	26301
<b>Extended hours</b>	436	77	284	588	6485	3155	301	12669

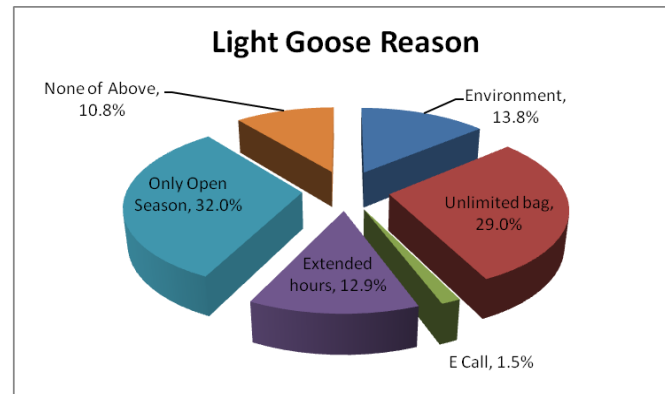
## Satisfaction

Satisfaction	Strata				Total
	1	2	3	4	
Strong dissatis.	0.0	0.0	5.4	3.1	0.9
Somewhat dissatis.	0.0	11.1	2.7	3.1	1.1
Slight dissatis.	6.1	11.1	4.1	6.2	6.0
Neutral	6.1	0.0	12.2	7.7	6.7
Slightly satisf.	12.1	11.1	4.1	6.2	10.6
Somewhat satis.	36.4	22.2	27.0	32.3	34.2
Strong satis.	39.4	44.4	44.6	41.5	40.5



## Reason for Participating

Reason	Strata				Total
	1	2	3	4	
Environ. concern	9.1	22.2	27.0	33.9	13.8
Hunt Unlimit geese	33.3	22.2	13.5	16.9	29.0
Use E-calls	0.0	0.0	6.8	7.7	1.5
Extended hours	15.2	0.0	6.8	7.7	12.9
Only season open	33.3	0.0	39.2	24.6	32.0
None of above	9.1	55.6	6.8	9.2	10.8



## Future Participation

Future CA hunting	Strata				Total
	1	2	3	4	
N Likely	29.4	12.1	8.5	5.6	24.2
Somewh Likely	46.9	24.2	25.0	4.6	39.9
Very Likely	23.7	63.6	66.5	89.8	35.9