

## 2006 Light Goose Conservation Action Harvest Report

The 2006 Light Goose report provides information on the estimated harvest of light geese during the conservation action period. The light goose harvest survey no longer includes the regular light goose season. The light goose Conservation Action (CA) season is restricted to all lands east of I-25. Due to questionable county harvest estimates, which result from low levels of response and dynamic harvest rates, harvest, hunter numbers and days are reported on a statewide basis, but are also provided for South and North of I-70. Information is provided on the use of electronic calls and extended hunting hours during the conservation action period.

A post-season harvest survey was conducted primarily by phone. A stratified random sample of 2488 potential light goose hunters was drawn from among HIP participants. Individuals within the sample that provided email addresses to HIP were sent email surveys as well. The sample was stratified as follows:

- 1 = Did not hunt light geese in 2004/05
- 2 = Hunted light geese in 04/05 but did not bag geese
- 3 = Bagged 1-30 light geese in 04/05
- 4 = Bagged more than 30 light geese in 04/05

### Harvest Data Summary

1505 (60% response rate) hunters were contacted. 176 hunters reported hunting light geese during the conservation action period. Days hunted ranged from 1 (37 hunters) to 72 (1 hunter) and individual harvest ranged from 1 to 300 (1 hunter). Sixty-seven percent reported being satisfied with their light goose hunting experience, identical to 67% in 2004/05. The leading reason for hunting during the conservation action period was "reason not listed" (30%), followed closely by the opportunity to hunt when no other seasons are open (29%) and environmental concerns (24%). Thirty-five percent of the 1505 hunters surveyed said they would be very likely to participate in future conservation action periods. Forty-two percent were somewhat likely to participate and 22% were not at all likely to participate. **Statewide harvest for the conservation action period was estimated at 18,535  $\pm$  751 (17,062 – 20,008).**

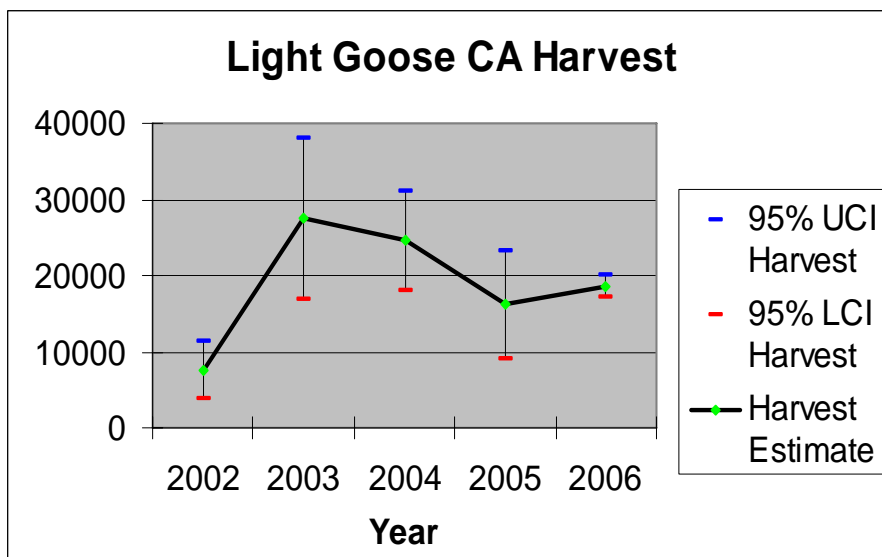
### Comparison with 2004/05 survey results:

Comparing the figures for the conservation action period for both years, the estimated harvest was up slightly for the 2006 Conservation Action. In 04/05 an estimated **16,135  $\pm$  7,095 (9,039 - 23,230)** birds were harvested during the conservation action period.

Hunter numbers increased from 1,281  $\pm$  306 in 04/05 to 2,704  $\pm$  511 in 06. Total days hunted increased from an estimated 6,593  $\pm$  2340 in 04/05 to 12,568  $\pm$  3,406.

### **Hunter Statistics and Harvest by Strata, County and Population**

Summary tables provide estimates of hunter numbers, days in the field and light goose harvest state and region-wide. Estimates are followed by the standard error of the estimate, and 95% upper (UCI) and lower (LCI) confidence intervals around the estimate.



**2006 Light Goose CA Harvest,  
by Area**

Area	Hunters	SE(hunters)	LCI Hunters	UCI Hunters	Days Hunted	SE (Days Hunted)	LCI Days	UCI Days	Harvest	SE(harvest)	LCI Harvest	UCI Harvest
South of I-70	1022	157	714	1330	4430	784	2892	5968	9056	473	8128	9984
North of I-70	1773	217	1348	2198	8136	1561	5077	11195	9043	556	7953	10133
<b>Total</b>	<b>2704</b>	<b>261</b>	<b>2192</b>	<b>3216</b>	<b>12568</b>	<b>1738</b>	<b>9161</b>	<b>15975</b>	<b>18535</b>	<b>751</b>	<b>17062</b>	<b>20008</b>

**2006 Light Goose CA Harvest,  
by Strata**

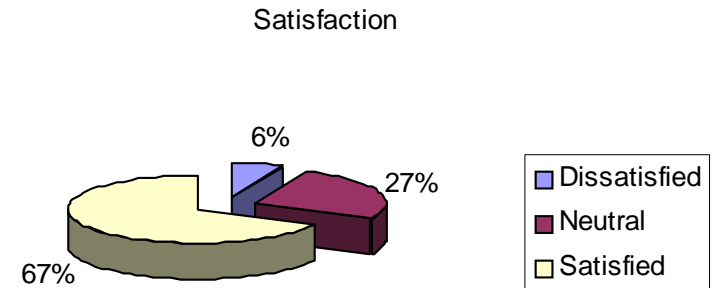
Strata	Hunters	SE(hunters)	LCI Hunters	UCI Hunters	Days Hunted	SE (Days Hunted)	LCI Days	UCI Days	Harvest	SE(harvest)	LCI Harvest	UCI Harvest
1	1847	239	1434	2379	7354	1567	4865	11115	6884	367	6200	7642
2	338	98	193	590	1181	498	535	2610	1080	102	898	1300
3	443	39	373	526	3024	550	2123	4307	5246	375	4560	6035
4	76	6	65	87	1009	128	787	1292	5325	528	4386	6465
<b>Total</b>	<b>2704</b>	<b>261</b>	<b>2192</b>	<b>3216</b>	<b>12568</b>	<b>1738</b>	<b>9161</b>	<b>15975</b>	<b>18535</b>	<b>751</b>	<b>17062</b>	<b>20008</b>

**2006 Light Goose CA Harvest,  
by Method**

Method	Hunters	SE(hunters)	LCI Hunters	UCI Hunters	Harvest	SE(harvest)	LCI Harvest	UCI Harvest
Electronic calls	586	113	365	807	8357	466	7444	9270
Extended hours	527	103	325	729	2338	170	2006	2670

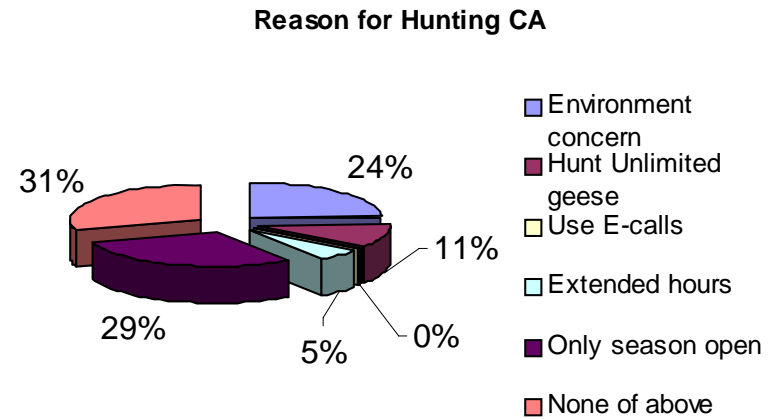
### 2006 Light Goose CA Satisfaction

Satisfaction	Strata				Total
	1	2	3	4	
Strong dissatis.	0.0	0.0	2.9	4.8	0.1
Somewhat dissatis.	1.8	0.0	2.9	7.1	1.7
Slight dissatis.	3.6	20.0	1.5	0.0	4.5
Neutral	27.7	20.0	7.4	19.1	26.6
Slightly satisf.	9.1	20.0	7.7	0.0	9.7
Somewhat satis.	32.7	30.0	27.9	23.8	32.3
Strong satis.	25.5	10.0	50.0	45.2	25.1



### 2006 Light Goose CA Reason

Reason	Strata				Total
	1	2	3	4	
Environ. concern	25.5	10.0	25.0	23.8	24.4
Hunt Unlimit geese	10.9	10.0	14.7	14.3	10.9
Use E-calls	0.0	0.0	11.8	7.1	0.3
Extended hours	5.5	0.0	4.4	0.0	5.1
Only season open	27.3	50.0	33.8	35.7	28.8
None of above	31.0	30.0	10.3	19.1	30.3



### 2006 Light Goose CA Future

Future CA hunting	Strata				Total
	1	2	3	4	
Not Likely	23.6	11.5	4.5	9.0	22.3
Somewhat Likely	42.7	35.9	21.4	14.6	41.6
Very Likely	33.7	52.6	74.2	76.4	35.8

